



MAKE A MONARCH

A BUTTERFLY PUPPET PROJECT



VIDEO INSTRUCTIONS:
WWW.SHADOWLANDTHEATRE.CA/HOW-TO-5

① PRINT TEMPLATE



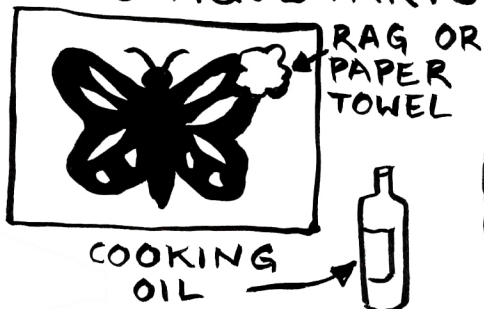
② COLOUR WITH WATER-BASED MARKERS



③ TAPE ALONG BODY ON BOTH SIDES WITH CLEAR PACKING TAPE




④ OIL BOTH SIDES OF BUTTERFLY / UNTIL THERE ARE NO OPAQUE PARTS



⑤ WIPE OFF EXCESS OIL WITH CLEAN PAPER TOWEL



⑥ CUT IT OUT



⑦ USE CLEAR PACKING TAPE TO ATTACH TO A STICK



FLAP AND FLY!

OR
MAKE TWO HOLES, THREAD STRING OR PIPE CLEANER AND TIE TO WRIST



OR
ATTACH TO A HAIR CLIP AND WEAR ON YOUR HEAD OR CLOTHES

